

PHASE 4 MARKETING PLAN
 May 13, 2024
 PLAN 70657

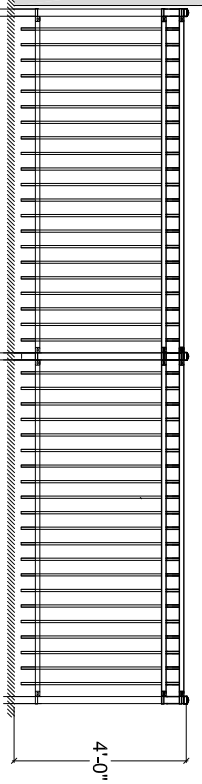
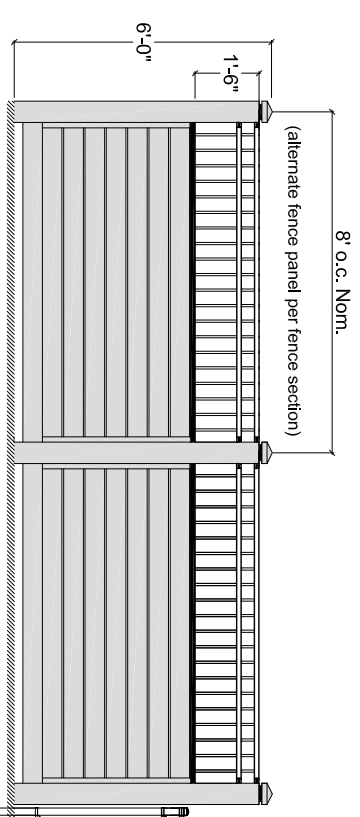
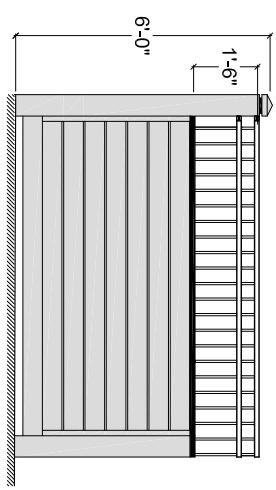
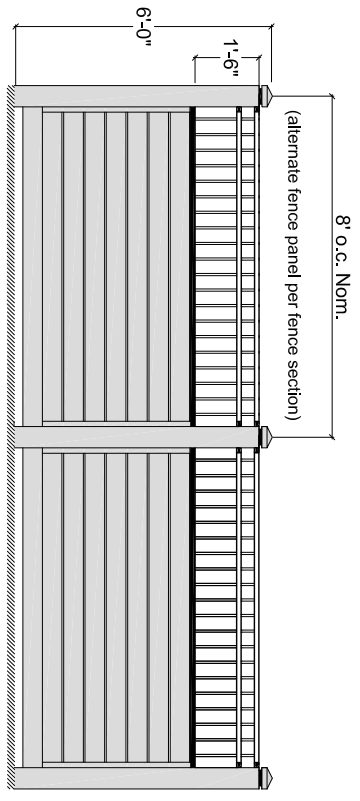


LEGEND:

- | | | | | | |
|--|-------------------|--|--------------------|--|--|
| | APPROACH LOCATION | | CABLE PEDESTAL | | SOLID FENCE DESIGN
(SEE FENCE DESIGN DETAIL) |
| | CIVIC ADDRESS | | COMMUNITY MAIL BOX | | SOLID WOOD FENCE WITH OPEN STYLE TOP
ALONG SIDE YARD
(SEE FENCE DESIGN DETAIL) |
| | LOT NUMBER | | PATHWAY | | OPEN FENCE DESIGN
(SEE FENCE DESIGN DETAIL) |
| | FIRE HYDRANT | | SIDEWALK | | CUL-DE-SAC / BEND & REAR-LANE
DRIVEWAY APPROACH ALIGNMENT |
| | GATE VALVE | | DRAINAGE EASEMENT | | RIGHT APPROACH |
| | MANHOLE | | BERM | | LEFT APPROACH |
| | SEWER CLEANOUT | | | | WALKOUT (lower level) |
| | CATCHBASIN | | | | PARTIAL WALKOUT |
| | LIGHT STANDARD | | | | LOOKOUT |
| | HYDRO PEDESTAL | | | | |
| | M.T.S. PEDESTAL | | | | |

THIS CONCEPT PLAN IS FOR GENERAL INFORMATION ONLY AND IS SUBJECT TO CHANGE WITHOUT NOTICE.
 NOT TO SCALE.

~~~~~ SOLID FENCE with OPEN STYLE TOP


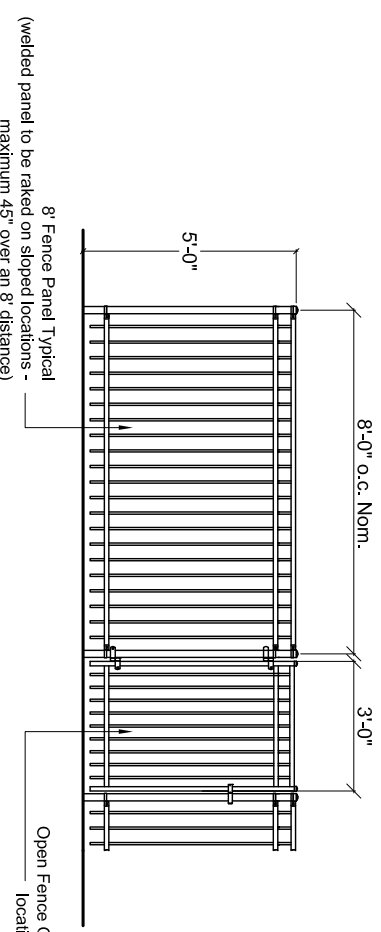


1 Solid Fence with Open Style Top Elevation - Typ.  
4 Solid Fence with Wrought Iron Top - NTS

2 Solid Fence with Open Style Top Return Elevation - Typ.  
4 Solid Fence with Wrought Iron Top Return - NTS

3 Solid Fence with Open Style Top - Street or Path Side Yard Elevation - Typ.  
4 Solid Fence with Wrought Iron Top - NTS

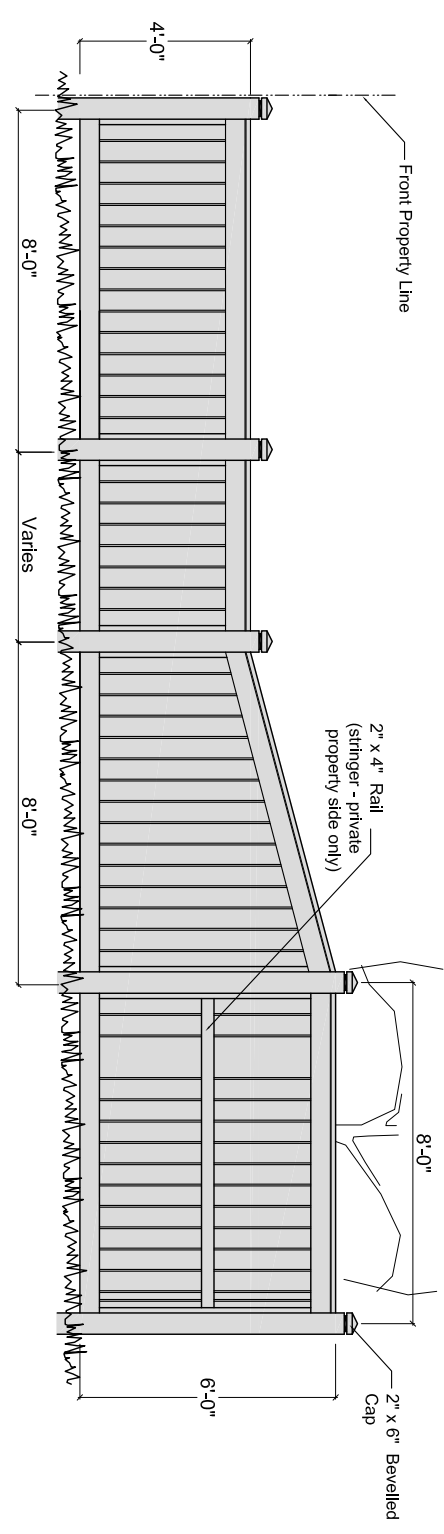
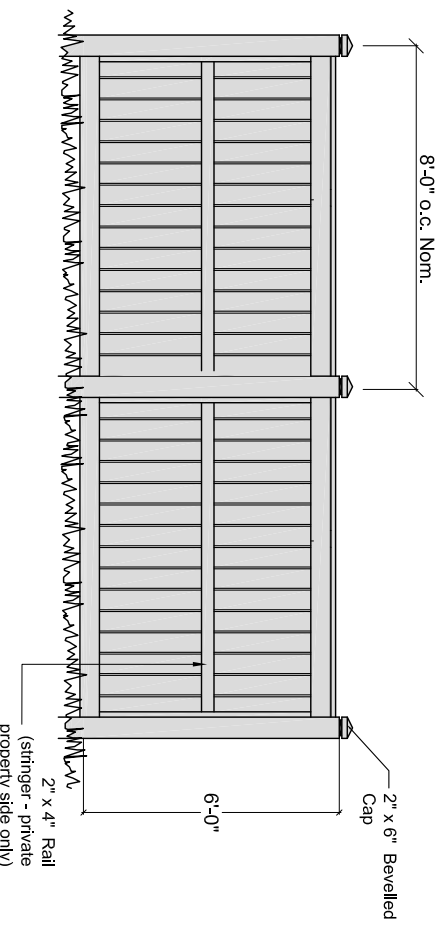
~~~~~ OPEN FENCE DESIGN



4 Open Fence Elevation - Rear Yard Lot Line Typ.
4 Open Fence Design - NTS

5 Open Fence Return Elevation - Side Yard Lot Line (if applicable)
4 Open Fence Design - NTS

----- SOLID FENCE DESIGN



6 Solid Wood Fence - Rear Yard Elevation - Typ.
4 Solid Wood Fence Design - NTS

7 Solid Wood Fence - Street or Path Side Yard Elevation - Typ.
4 Solid Wood Fence Design - NTS

NOTE: FOR ILLUSTRATION PURPOSES ONLY. NOT TO BE USED AS CONSTRUCTION DRAWINGS. NTS. [communities](http://communities.qualico.com)



PHASE 4
AMMETER BAY
BRESAYLOR DRIVE
KILLBERRY CRESCENT
TAYLOR FARM ROAD

